

CONTINUING TRANSFORMATION INTO A TECHNOLOGY COMPANY

cgg.com



Providing unique perspectives on our planet

- **OUR MISSION**

We combine human ingenuity, data and new technology to understand and solve the world's natural resource, environmental and infrastructure challenges for a more sustainable future.



HSE EXCELLENCE



PEOPLE



SOCIAL RESPONSIBILITY

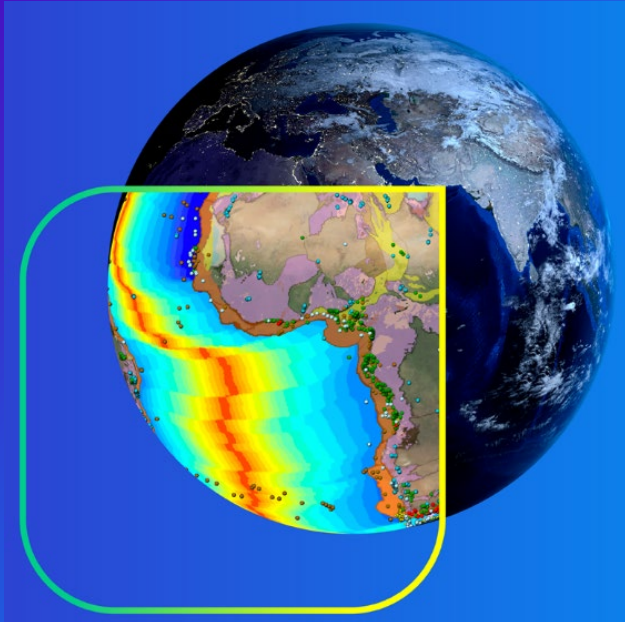


INNOVATION





QUALITY

SEE THINGS DIFFERENTLY



Geoscience : A Unique Global Footprint

277k\$ Production / employee 
> 43% Market share 

28 Locations globally, including:

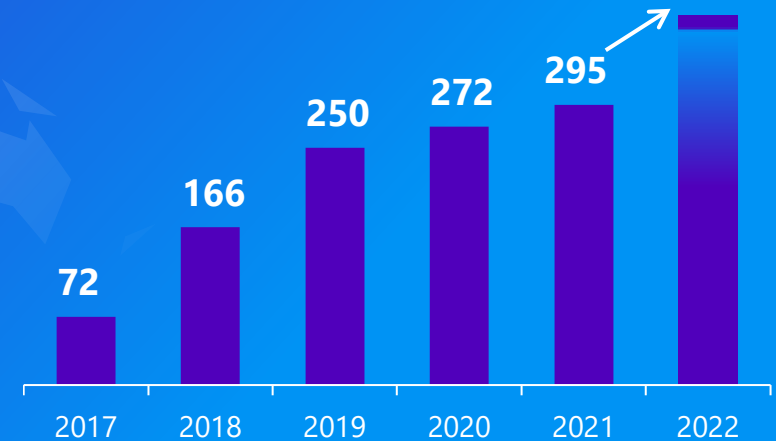
- 16 Subsurface Imaging open centres
- 7 Subsurface Imaging dedicated centres

Technical Staff

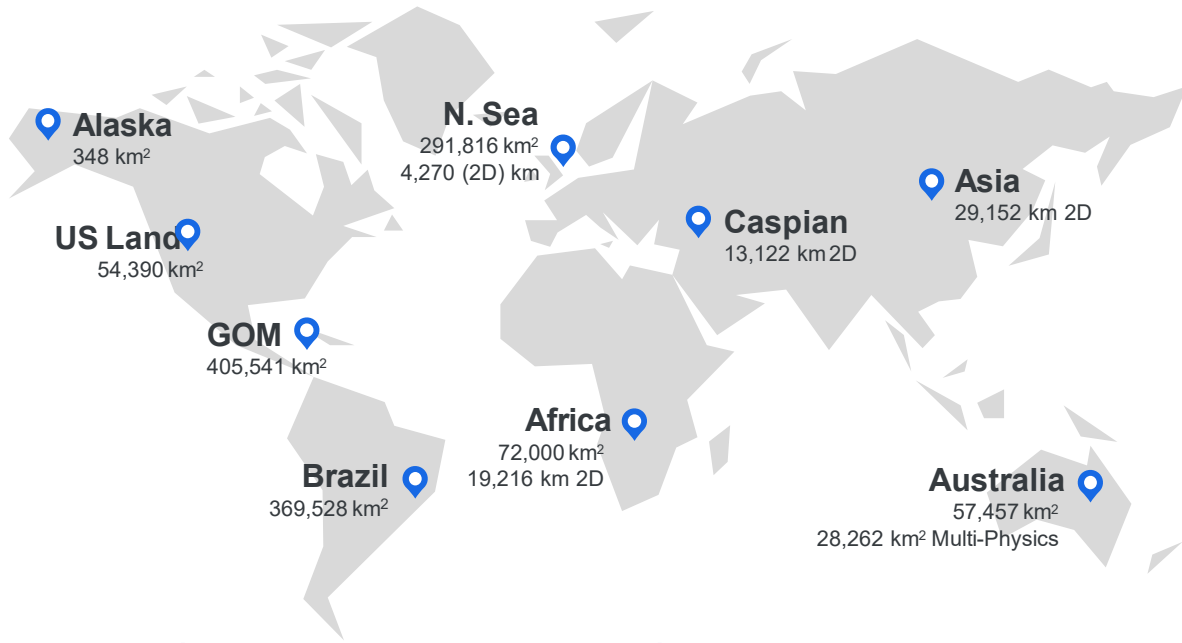
- 70% post graduate degrees
- 26% PhDs



Computing Power (Pflops)



Earth Data : A unique library of subsurface data in key mature sedimentary basins



GEOLGY & SATELLITE

500 Geologic Studies
1,000 Petroleum system analyses
Global hydrocarbon seep database

GEOSPEC - LEGACY SEISMIC

695,767 km² 3D worldwide
4,490,237 km 2D worldwide

> 1.25 million sq. km²

Leading coverage Brazil pre-salt with new acquisition

Reimaging projects in Gulf of Mexico generating new interest

Extensive contiguous datasets in North Sea featuring new OBN and dual azimuth coverage

Renewed interest in US Land and new high-quality datasets

168 m\$ Capex in 2021

89% Prefunding rate

~27% Market share 

Sensing & Monitoring – (Ex Equipment) : 14 industrial sites

54% Market share



FRANCE

NANTES



ST-GAUDENS



MASSY



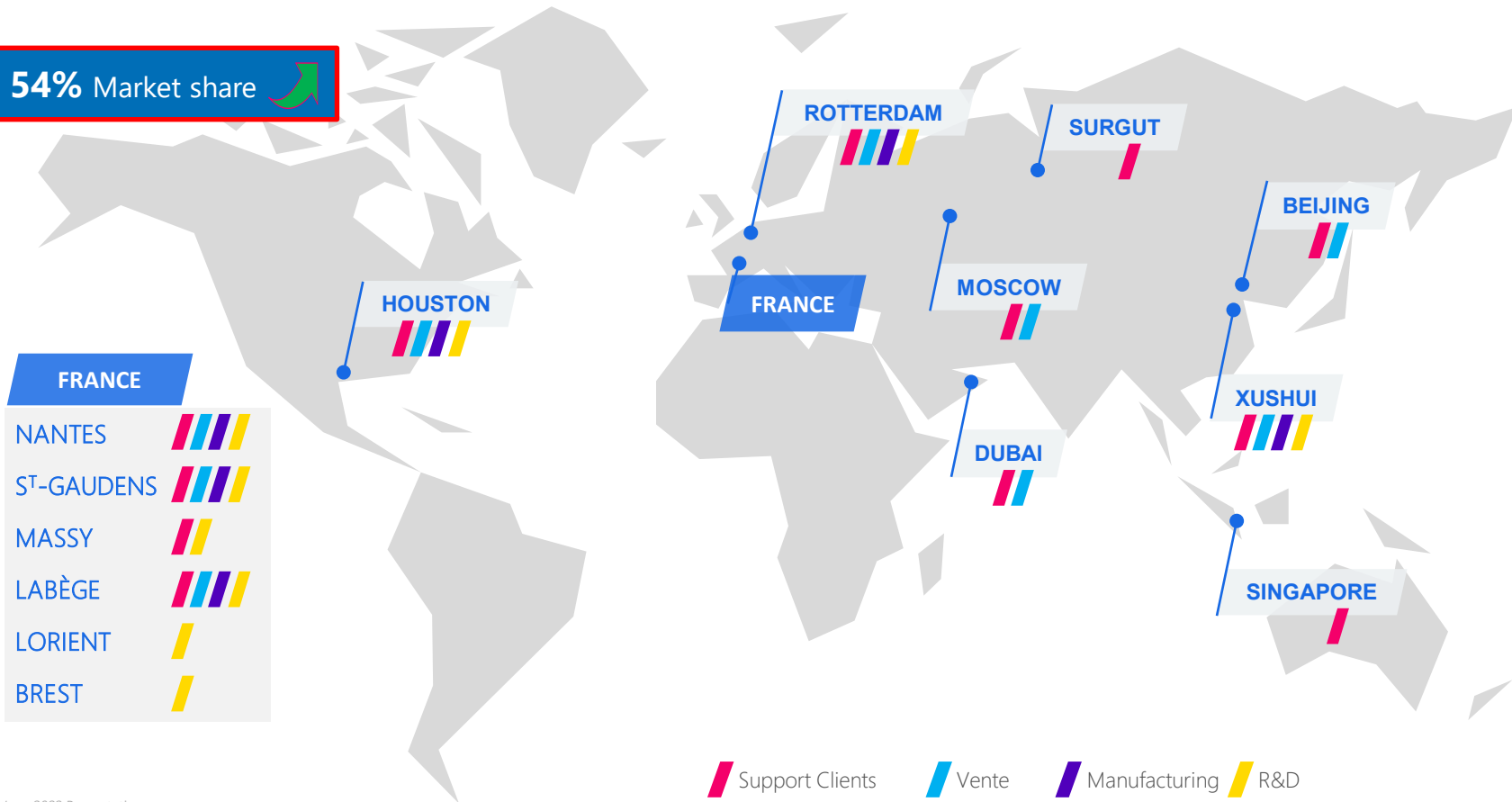
LABÈGE



LORIENT



BREST



Support Clients



Vente



Manufacturing



R&D



A high level of commercial activity across our core businesses



Geoscience (GEO)

- Step-out Exploration and Production focus driving market improvements
- CGG's clear technology differentiation making significant impact in complex sub-surface areas



Multi-Client / Earth Data (EDA)

- Resumption of lease rounds in several countries (UK, Brazil & others)
- Increasing client activity to find short-cycle opportunities and position in economical basins

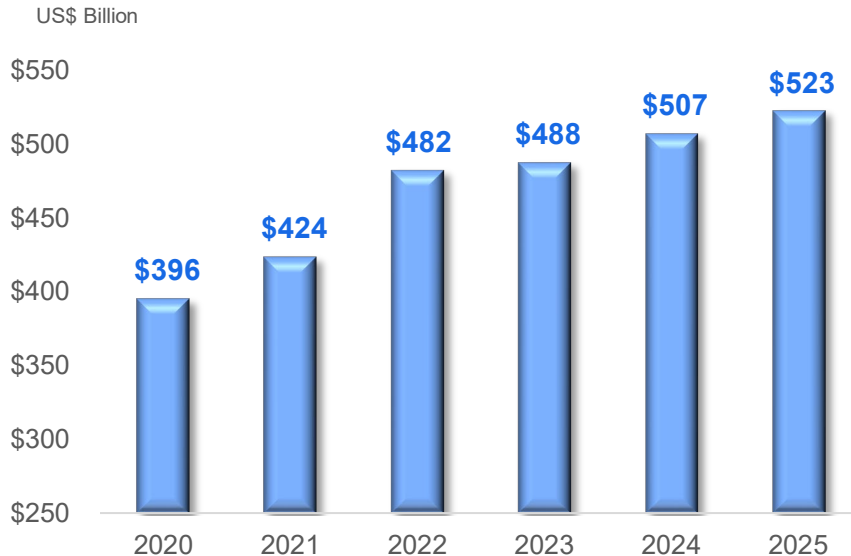


Equipment / Sensing & Monitoring (SMO)

- Increasing OBN demand driven by the need to step-up the understanding of the sub-surface
- Land activity picking-up in H2 2022 and 2023, sustained by large projects in the Middle East
- Demand for streamers is resuming with already one contract awarded into 2023

E&P trends: a growth cycle driven by economic recovery and under-investment

ANNUAL EXPLORATION & PRODUCTION SPENDING



Source: Rystad Energy Feb 22, Global Service Report

In 2022-2024, E&P spending are expected to increase

- 2022 is expected to be the first year of a multi-year upcycle
- Expected growth in all regions
- Offshore E&P CAPEX projected to grow for the first time since 2014
- Growth driven by NOCs and Independents, while IOCs are expected to remain more cautious

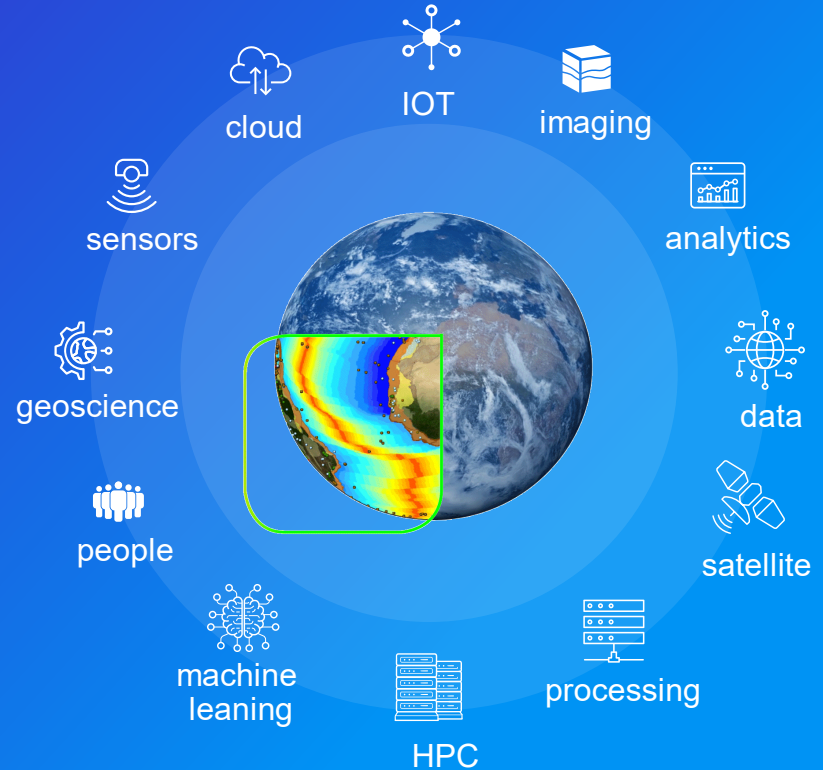


BEYOND THE CORE NEW BUSINESSES



Today, through the challenges, we have successfully transitioned into a people, data and technology company leveraging our:

- High end sensor solutions
- High end HPC / Cloud Computing
- Leading geoscience / data science data processing technologies
- Deep geoscience expertise for the earth and its subsurface
- Unique digital data library (satellite - geophysics - geology)



*A unique and valuable combination
in today's world*


A new differentiated offering in rapidly growing markets, which should represent more than 20% of our sales in 2025

DIGITAL SCIENCES



Digital Services & Innovation

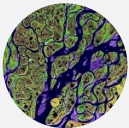
Cloud and HPC services enabling efficient access to compute power and analysis tools leveraging data science.



Data Transformation


Advanced systems for data digitalization, transformation, classification and integration for analytics and interpretation.

MONITORING & OBSERVATION



Environmental Sciences

Monitoring of local and global environmental changes using geoscience data, technology and analytics.



Infrastructure Monitoring

Detailed and continuous situational awareness to predict failures, respond to hazards and optimize preventative maintenance of structures & earthworks.

ENERGY TRANSITION



Geothermal

Evaluation of resource potential, optimization and monitoring of geothermal developments with greater subsurface insight.



Minerals & Mining


Services for exploration and monitoring of mine tailings, increasing awareness at all stages of the cycle.



CCUS & Energy Storage

Expertise for screening, evaluating and monitoring subsurface storage and risks

EARTH DATA



Multi-Client Earth Data Library

Over 55 petabyte portfolio of digital products for natural resource and energy transition activities, backed by a unique taxonomy and data ecosystem.



CONCLUSION



2022 Financial Guidance confirmed: Accelerating business initiatives to capture rebound in core markets and rapid development of beyond the core businesses

TOP LINE

- Around 10% revenue growth sustained by ~18% DDE growth and stable Equipment
- CGG is anticipating a slow first quarter revenue due to lower equipment sales

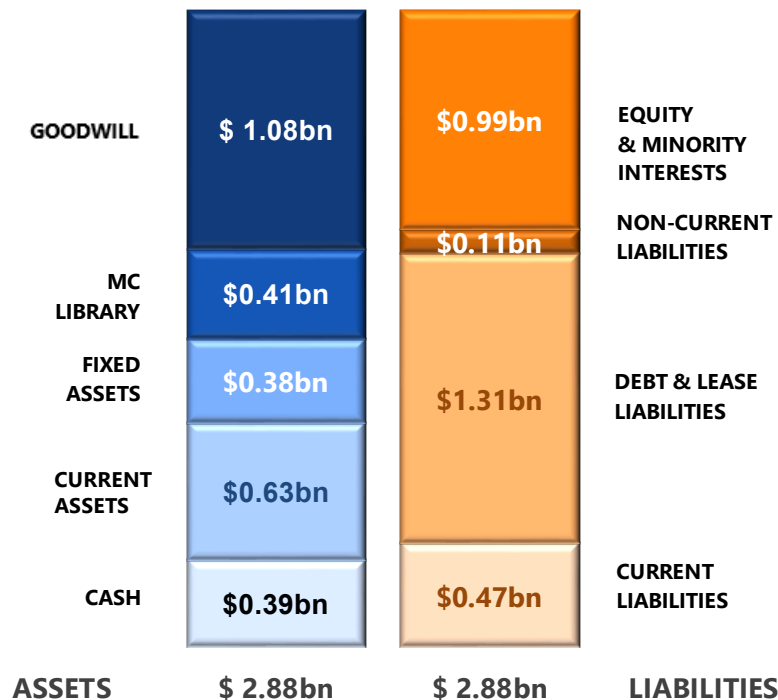
EBITDAS

- EBITDAs margin expected to increase to around 39-40%
- CGG is expanding its hiring program to support development of Beyond the Core businesses

CAPEX

- Capex increase to capture favorable upcycle and accelerate the development of Beyond the Core business initiatives
- Multi-Client Capex back to around \$200m, including new offshore programs in Latin America and the North Sea
- Industrial & R&D cash investment at around \$70m, including up to 100 petaflops of additional cloud High Performance Computing (HPC) capacity

Balance Sheet



At the end of March 2022

Group's liquidity amounted to **\$488m**, including:

\$388m cash liquidity

\$100m undrawn RCF

Group gross debt before IFRS 16 was **\$1,196m** and net debt was **\$807m**

Group gross debt after IFRS 16 was **\$1,313m** and net debt was **\$925m**

\$1,149m HY Bonds, due 2027

\$2m Bank loans

\$44m Accrued interests

\$118m Lease liabilities

Our Ambitions in Environnement, Social & Gouvernance (ESG)



Reduce our overall carbon footprint*

Computing Infrastructure



124 T CO₂ Eq/Pflop
↘ 30% since 2019

Equipment



25 T CO₂ Eq/M\$
↘ 11% since 2019



Be an exemplary company for our employees

Health & Safety

0 Fatality

LTIF 0.46

Diversity and Inclusion

24% Women in the senior management



Set the highest standards of Governance

Directors Independence

87.5 % Independent Directors

Board Diversity

62.5 % Women

4 nationalities

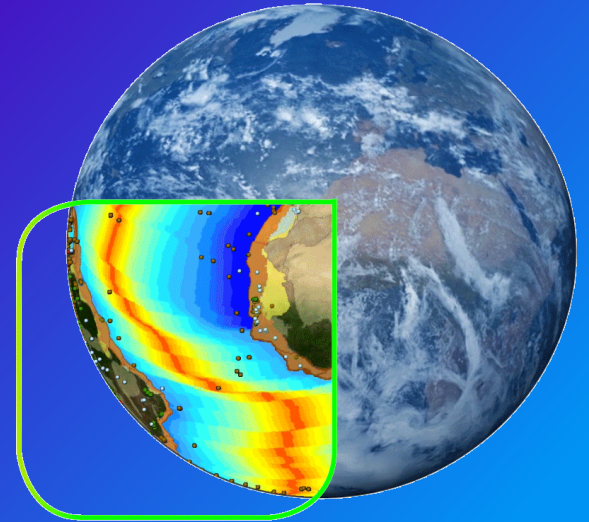
* Scope 1 & 2

Conclusion

Our business lines have strengthened their positions, thanks to our focus on technology and production-related activities.

The macro-environment is improving and CGG is ready to capture the upcoming growth from the cycle.

We continue our journey to transform the company into a technology company with a portfolio of business initiatives Beyond the Core.



Ambitions & Goals: the CGG HPC cloud ecosystem




Leading HPC services & storage

Giving clients access to CGG resources and data in a secure & efficient way




A highly optimized HPC & digital platform

Managing very large and complex datasets
Supporting algorithms requiring significant resource
Constantly leveraging new technologies



A rich source of quality data

Harvested and processed by CGG
Designed to meet evolving clients needs





Ambitions & Goals: CGG Data Hub

Leading edge digital transformation services


Providing instant access to curated digital data that enables higher level analytics

Technology solution breaking the boundaries of possibility

Rapid development of technologies, leveraging Machine Learning for data efficient data ingestion, classification and analysis

Diverse and inclusive culture

Development and recruitment of outstanding people creating a diverse and dynamic organisation





Disclaimer

All forward-looking statements are CGG management's present expectations of future events and are subject to a number of factors and uncertainties that could cause actual results to differ materially from those described in the forward-looking statements. For a detailed description of these factors and uncertainties, please refer to Chapter 2 "Risk Management and Internal Control" of our 2021 Universal Registration Document (available on www.cgg.com). CGG undertakes no obligation to publicly update or revise any of these forward-looking statements.

- *This presentation includes information pertaining to our markets and our competitive positions therein. Such information is based on market data and our actual revenues in those markets for the relevant periods. We obtained this market information from various third-party sources (industry publications, surveys and forecasts) and our own internal estimates. We have not independently verified these third-party sources and cannot guarantee their accuracy or completeness and our internal surveys and estimates have not been verified by independent experts or other independent sources.*